

Transform employee satisfaction into measurable NOI growth through real-time feedback intelligence.

- Monitor Employee Engagement Year-Round with Confidential, Automated Surveys for:
 - Onboarding
 - Anniversary
 - Position change
- Intuitive Dashboards
- Customizable Reporting
- Drill Down with Data by Region or Position
- Role-Based Access
- Bilingual Survey Options
- Multifamily Industry Benchmarking
- Data Interpretation Made EASY



Built by Industry Veterans Who Understand Your Challenges

Unlike generic HR tools, our solution is designed exclusively for multifamily operations by leading multifamily experts with decades of experience managing successful property portfolios and creating multifamily specific solutions that revolutionized the industry.

LEARN MORE OR BOOK A DEMO TODAY!

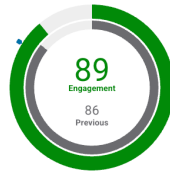
- 949-842-9201
- tiffany@swiftbunny.com
- swiftbunny.com
- [book a demo](#)

Ingage

by Swift Bunny™




The Competitive Advantage You've Been Missing



Industry Benchmarking

See precisely how your properties measure against top-performing competitors. Identify gaps and execute data-driven strategies to outpace the competition.



Data That Drives Results, Not Just Reports

Get actionable intelligence, not just pretty charts. Our intuitive dashboard tells you exactly which locations need attention and what specific actions will deliver a positive impact.



True Partnership, Not Just Software

Our engagement experts partner with you for ongoing consultation and guidance. You're not buying software, you're gaining a strategic advantage.



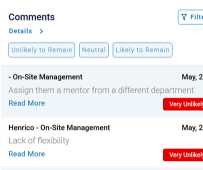
Pinpoint What Actually Matters

Stop wasting time on generic "engagement initiatives." Our two-dimensional approach identifies not just satisfaction levels, but what your employees truly value, so you invest your energy where it counts.



Confidentiality Bolsters Trust

Your employees won't tell you the real problems in face-to-face meetings. Our confidential platform gives them a safe space to share honest feedback, building trust and helping you can fix issues before they explode.



Predictive Risk Detection

Identify your flight risks before they update their LinkedIn profiles. Compare performance across regions and positions to spot patterns that predict turnover.

Position Category	SBX	Engagement	Likely to Remain
Corporate Operations	82	70	72%
On-Site Leasing	85	71	58%
On-Site Management	82	70	65%
Regional Operations	79	72	100%
On-Site Maintenance	84	69	78%

Automated Smart Surveys

No more survey fatigue. Our system automatically triggers targeted pulses during key moments: new hire onboarding, anniversaries, position changes—when feedback matters most.

